

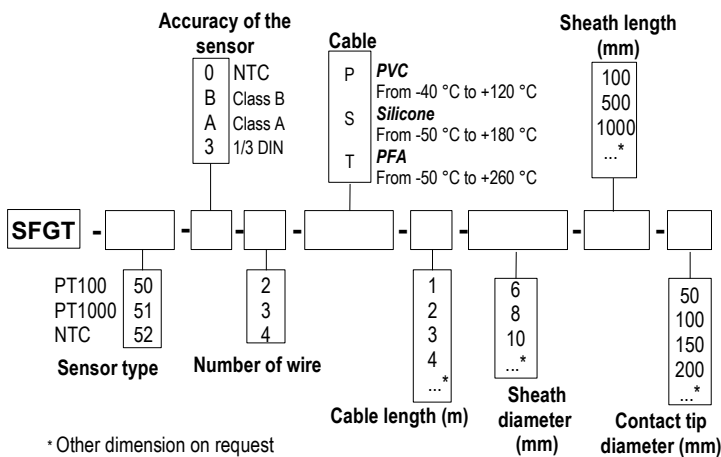
**Cable temperature probe  
at resistive element for aggressive  
environment**

**SF GT 50 – SFGTD 50**

**PART NUMBERS**

**PROBE FEATURES**

**• SFGT**



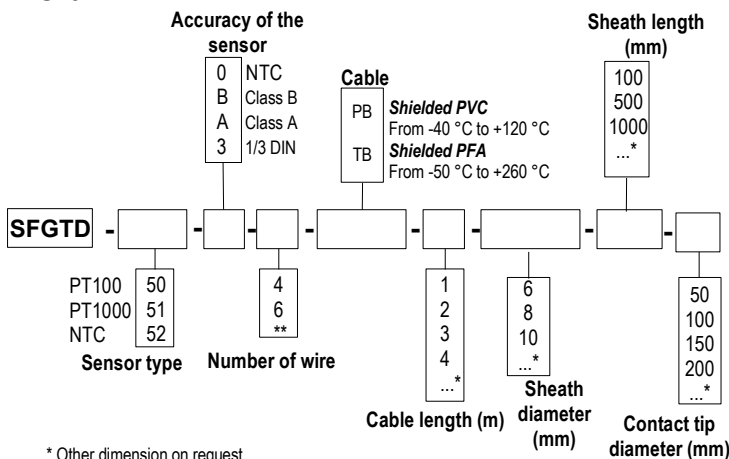
\* Other dimension on request

**Example:** SFGT50-B-3-P-3-6-500-100

**Model:** Temperature sensor PT100 Class B, 3 wires, PVC cable of 3 m length and of 6 mm diameter with a sheath of 500 mm length and a contact tip of 100 mm length.

**Measuring range:** from -40 to +120 °C

**• SFGTD**



\* Other dimension on request

\*\* no 6 wires for output 6 mm, or mounting with stainless steel protection

**Example:** SFGTD50-B-6-PB-3-8-500-100

**Model:** Multipair temperature sensor PT100 Class B, 6 wires, shielded PVC cable of 3 m length and of 8 mm diameter with a sheath of 500 mm length and a contact tip of 100 mm length.

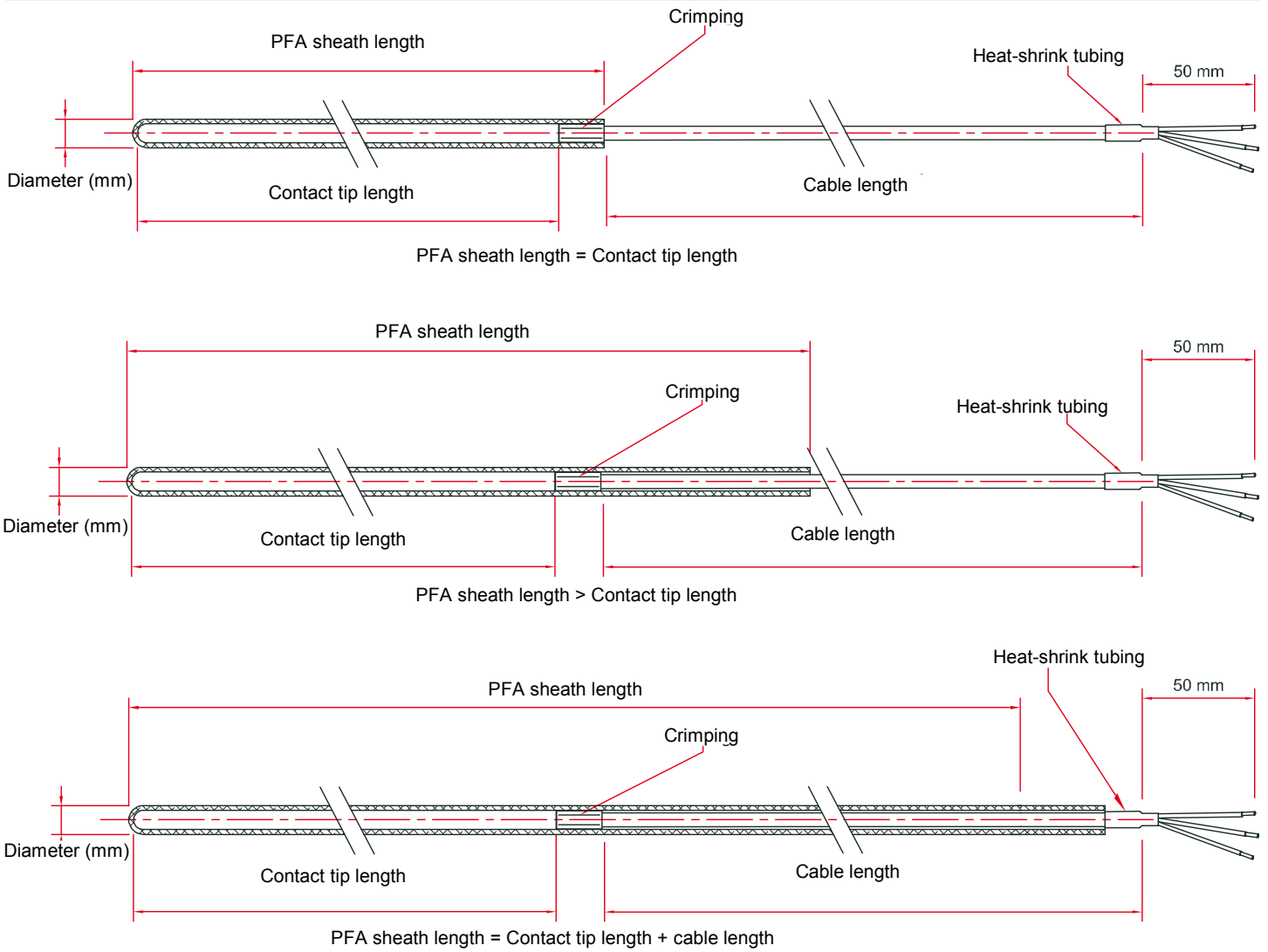
**Measuring range:** from -40 to +120 °C

- Temperature sensor mounted under PFA sheath
- Measuring range from -50 °C to +550 °C (PT100 and PT1000)  
from -20 °C to +120 °C (NTC)
- For other resistor type PT25, PT50, PT500, PT200 or NI, please contact us.

**TECHNICAL FEATURES**

<b>Operating temperature (According to cable)</b>	From -50 °C to +250 °C (PT100 and PT1000) From -20 °C to +120 °C (NTC)
<b>Accuracy</b>	PT100 or PT1000: see "Tolerances" table NTC: see "Tolerances" table
<b>Type of sensor</b>	PT100 or PT1000: Class B, Class A, 1/3 DIN as per DIN IEC751 NTC: resistance at 25 °C, $R_{25} = 10 \text{ K}\Omega$ Nominal Beta B25/85 value = 3.695 K $\pm 1\%$
<b>Storage temperature</b>	From -20 °C to +80 °C
<b>Operating temperature</b>	PVC: from -40 to +120 °C Silicone: from -50 to +180 °C PFA: from -50 to +260 °C
<b>Contact tip</b>	Perfluoralkoxy (PFA) sheath temperature max. at short term use: 280 °C Softening at +/- 327 °C

## DIMENSIONS



## TOLERANCES\* OF NTC PROBES

Measuring range °C	Tolerances °C
From -20 °C to 0 °C	± 0.5 °C
From 0 °C to +70 °C	± 0.2 °C
From +70 °C to +100 °C	± 0.5 °C

\*all accuracies indicated in this technical data sheet were stated in laboratory conditions, and can be guaranteed for measurements carried out in the same conditions, or carried out with calibration compensation.

## TOLERANCES\* OF PT100 AND PT1000 PROBES


Norm as per IEC 751 (1993).

Temp °C	Tolerances					
	Class B		Class A		1/3 DIN	
	± °C	± Ohms	± °C	± Ohms	± °C	± Ohms
-100	0.8	0.32	0.35	0.14	0.27	0.11
-50	0.55	0.22	0.25	0.1	0.19	0.08
0	0.3	0.12	0.15	0.06	0.1	0.04
100	0.8	0.3	0.35	0.13	0.27	0.1
200	1.3	0.48	0.55	0.2	0.44	0.16
300	1.8	0.64	0.75	0.27	0.6	0.21
400	2.3	0.79	0.95	0.33	0.77	0.26

Resistance values for Pt1000 (Ω) must be multiplied by 10 for the same corresponding temperature value (°C). For example: at 0 °C for Class B Pt1000 ± 0.3 °C → ± 1.2 Ω

## ACCESSORIES (SEE DATASHEET)

- Transmitter output 4/20 mA or 0/10 V
- Wall fixing support
- Stainless steel mounting bracket
- ¼" or ½" Gas screw nut
- Stainless steel compression fitting
- PTFE or stainless steel ferrule for compression fittings



- Sleeve to weld for food industry
- Stainless steel union fitting
- ½" Gas or NPT thread cuff
- Thermo-conducting silicone grease
- Calibration certificate
- Thermowell



[www.kimo.fr](http://www.kimo.fr)

Distributed by :



**EXPORT DEPARTMENT**  
 Tel : + 33. 1. 60. 06. 69. 25 - Fax : + 33. 1. 60. 06. 69. 29  
 e-mail : [export@kimo.fr](mailto:export@kimo.fr)